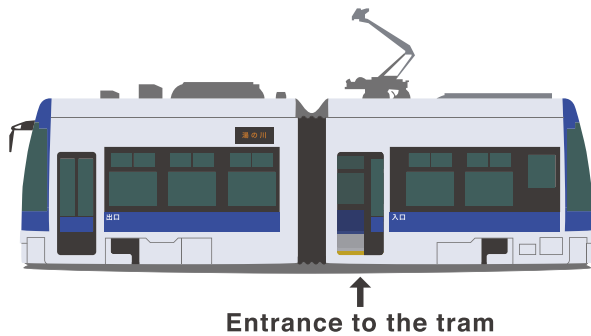


How to Take the Tram Hakodate

1. Board the tram through the central door

Please board the tram through the central door. The fare is paid when exiting.



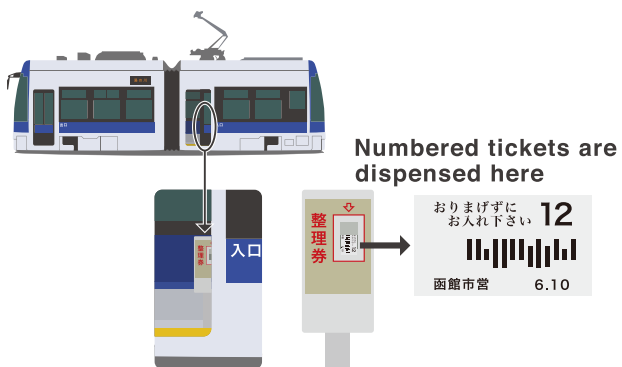
4. Here is the button for requesting a stop

When your destination is announced, push the button to request a stop.



2. Take a numbered ticket

Please take a numbered ticket from the vending machine at the entrance.



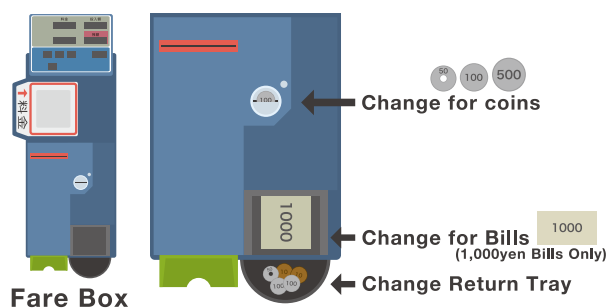
5. Confirm the fare

If your ticket is numbered 12, for example, please pay the fare indicated under that number, 230 yen in this case, on the fare table.

次は		駒場車庫前														
料 金	1	2	3	4	5	6	7	8	250	250	250	240	240	240	240	240
	9	10	11	12	13	14	15	16	240	240	240	230	230	230	230	230
	17	18	19	20	21	22	23	24	210	210	210	210			21	03

3. The fare box takes does not give out the change

The fare box does not give out the change. Please use the change machine by the driver's seat.



6. Pay the fare

When you drop the ticket in the fare box, your fare will be displayed. Please drop money into the fare box or insert the prepaid card.

